

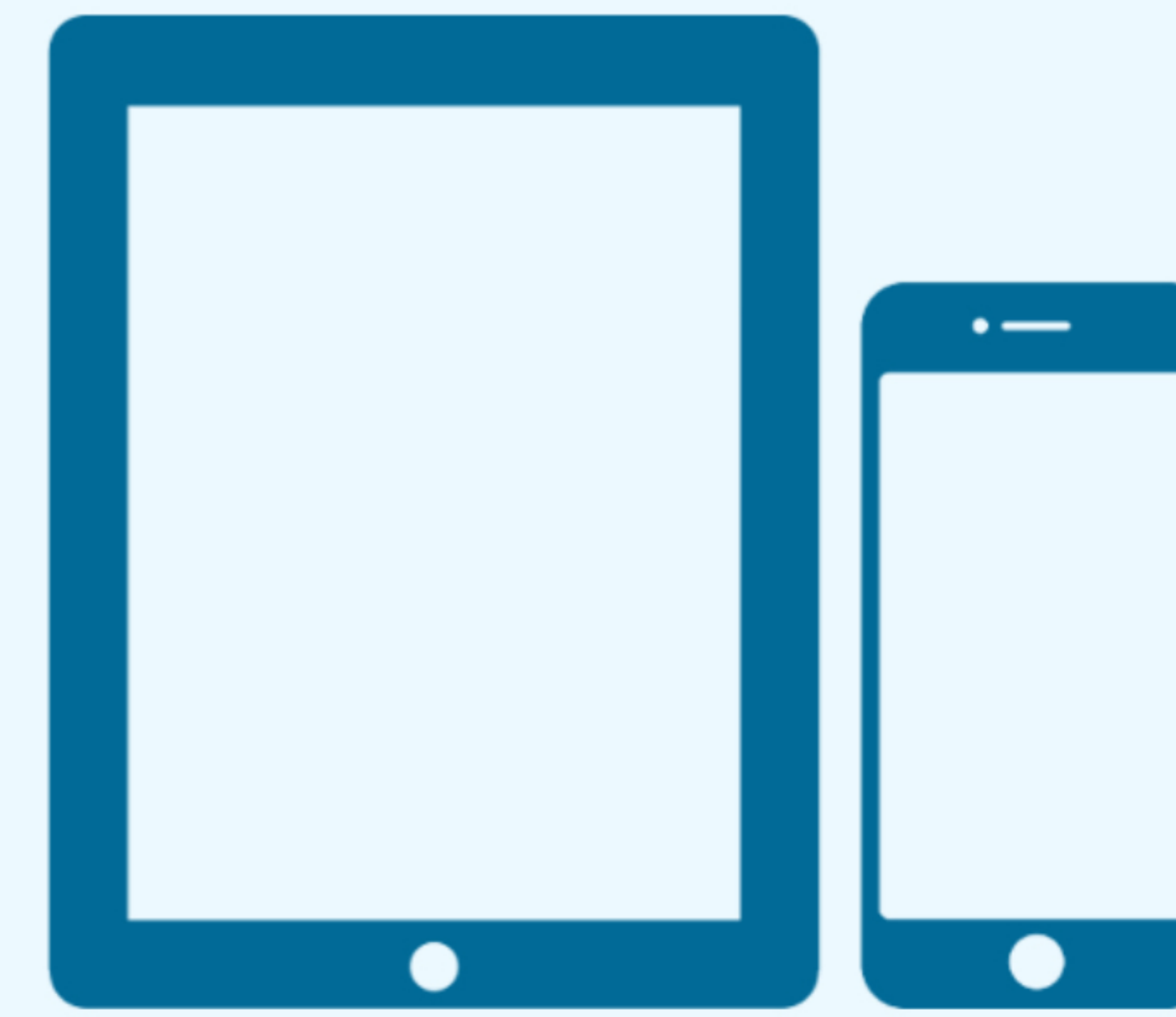
# PRINT GUIDE

You can print using the following devices



## PRINT FROM A LAPTOP

1. Open a browser and go to [print.princh.com](http://print.princh.com)
2. Enter the printer ID and upload your documents
3. Adjust your print settings
4. Pay using one of the available options





## PRINT FROM A MOBILE OR TABLET

1. Install the Princh app for iOS/Android or print without the app
2. Open your document and share it with the Princh app \*
3. Select the printer by scanning the QR code and adjust your settings
4. Pay using one of the available options

\* If you cannot or do not wish to install the mobile app, simply scan the QR code below with your device's camera and follow the instructions on the screen.



## Bowen Library Public Printer

FORMAT	COLOR	PRICE	PRINTER ID
 LETTER	Black/White	\$0.25	 <b>108692</b>
	Color	\$0.75	
 LEGAL	Black/White	\$0.25	
	Color	\$0.75	